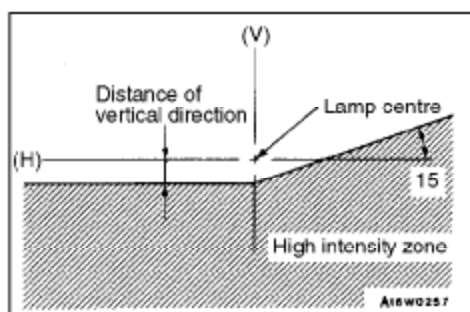
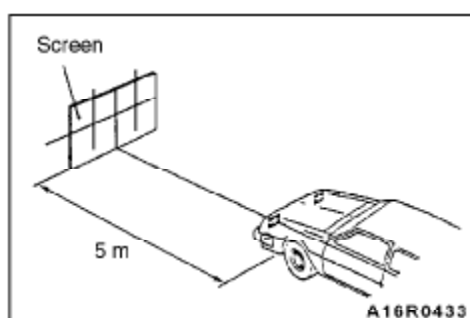


2. Set the distance between the screen and the centre marks of the headlamps as shown in the illustration.



3. Check if the beam shining onto the screen is at the standard value.

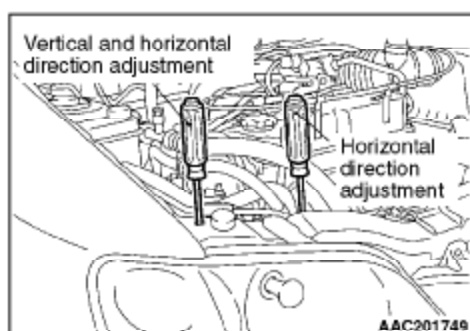
Standard value:

(Vertical direction)

60 mm below horizontal (H)

(Horizontal direction)

Position where the 15° sloping section intersects the vertical line (V)



4. Alternately turn the adjusting screw to adjust the headlamp aiming.

Caution

Be sure to adjust the aiming adjustment screw in the tightening direction.

